

APLU Council on Research
Shared/Core Facilities Survey:
Preliminary Findings

Jason R. Carter, Ph.D.
Michigan Technological University

Methods

Survey Development Timeline:

- Initial survey was developed by APLU CoR Research Leader Fellows (Fall 2017)
- External review of survey by select VPR/VCRs (January 2018)
- Revised survey *approved* by APLU CoR Executive Committee (February 2018)

IRB approval through Michigan Tech University (April 17, 2018)

Survey Distribution Timeline:

- May 1, 2018 (156 total recipients – 2 blocked – 6 APLU staff = 148 net recipients)
- May 24, 2018 (157 total recipients – 2 blocked – 6 APLU staff = 149 net recipients)
- June 5, 2018 (177 total recipients – 3 blocked – 6 APLU staff = 168 net recipients)
- June 19, 2018 (177 total recipients – 3 blocked – 6 APLU staff = 168 net recipients)

Qualtrics Analysis (D. Delahanty, Kent State University)

Results presented here are *preliminary* descriptive analyses. This will not include all data collected, and additional data analysis are expected.

Institutional Profile

Responses from 58 of 168 surveyed (34.5%)

- 46 VPR/VCR (79.3%), 4 Vice Provost for Research (6.9%), 8 Other (13.8%)

Carnegie Classification

- 30 Doctoral Universities: Highest Research Activity (51.7%)
- 27 Doctoral Universities: Higher Research Activity (46.6%)
- 1 Doctoral Universities: Moderate Research Activity (1.7%)

Public vs. Private

- 55 Public (94.8%), 3 Private (5.2%)

Land Grant University

- 31 Land Grant (54.5%), 27 Non-Land Grant (46.5%)

Institutional Size

- Full-time tenure/tenure-track faculty = 993 ± 457 (range, 207 – 2000)
- Full-time nontenure/tenure-track faculty = 507 ± 534 (range, 0 – 2000)
- FY16 HERD expenditures = $\$244 \pm 234$ million (range, \$13 - \$1,194 million)

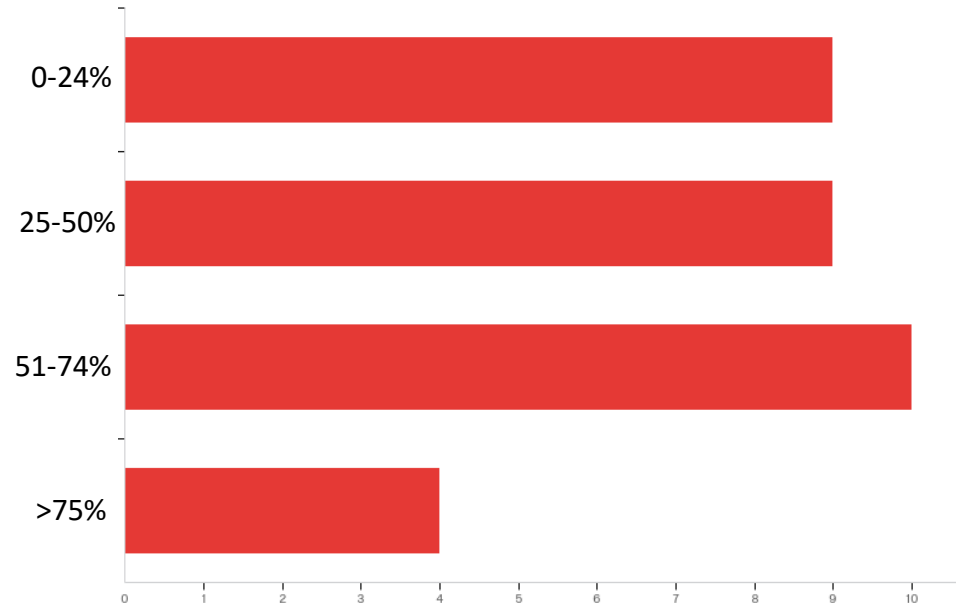
VPR/VCR Budget

Q9. What type of general budget model is in place at your institution?

Answer	%	Count
Unit budgets are typically based on previous year's level	50.00%	29
Unit budgets are cleared each fiscal year and future funding is based upon annual request	8.62%	5
Unit budgets are dependent upon revenue generation by the unit (e.g., student credit hours, enrollments, research awards, etc.)	20.69%	12
Unit budgets are based upon performance funding model (e.g., graduation rates, research expenditures, etc.)	10.34%	6

Q10. Is the size of the VPR/VCR budget directly linked to F&A?

Answer	%	Count
Yes	56.90%	33
No	43.10%	25
Total	100%	58



Q11. What % of F&A contributes to the VPR/VCR budget?

VPR/VCR Budget

Q12. How much flexibility do you have with the VPR/VCR budget?

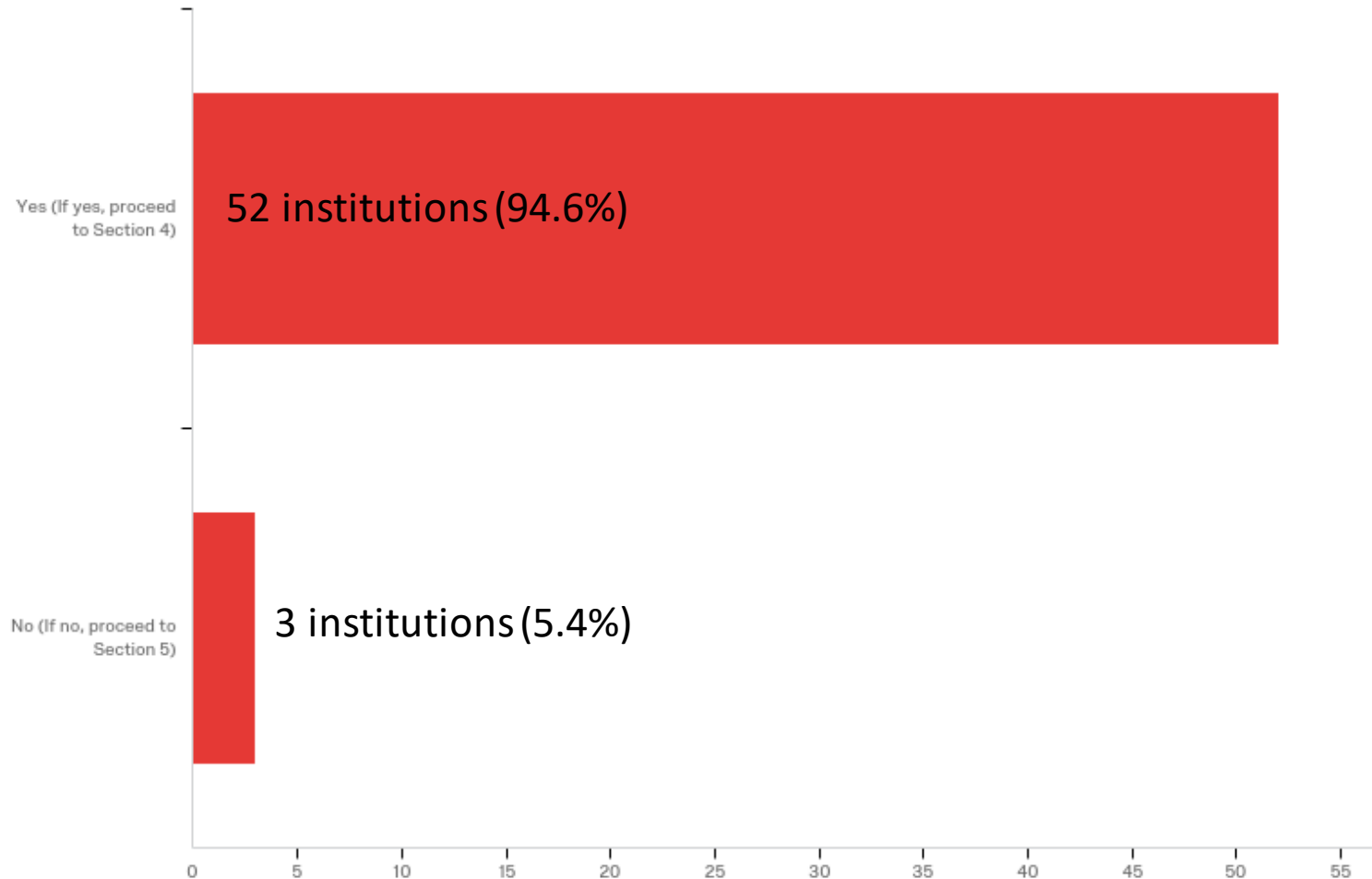
Answer	%	Count
No Flexibility	1.82%	1
Little Flexibility	18.18%	10
Moderate Flexibility	50.91%	28
Considerable Flexibility	20.00%	11
Complete Flexibility	9.09%	5
Total	100%	55

Q13. To what extent do you feel the VPR/VCR office is provided with adequate resources when compared to other budgetary units on campus?

Answer	%	Count
Inadequate	12.73%	7
Somewhat Inadequate	43.64%	24
Adequate	40.00%	22
Somewhat Plentiful	3.64%	2
Plentiful	0.00%	0
Total	100%	55

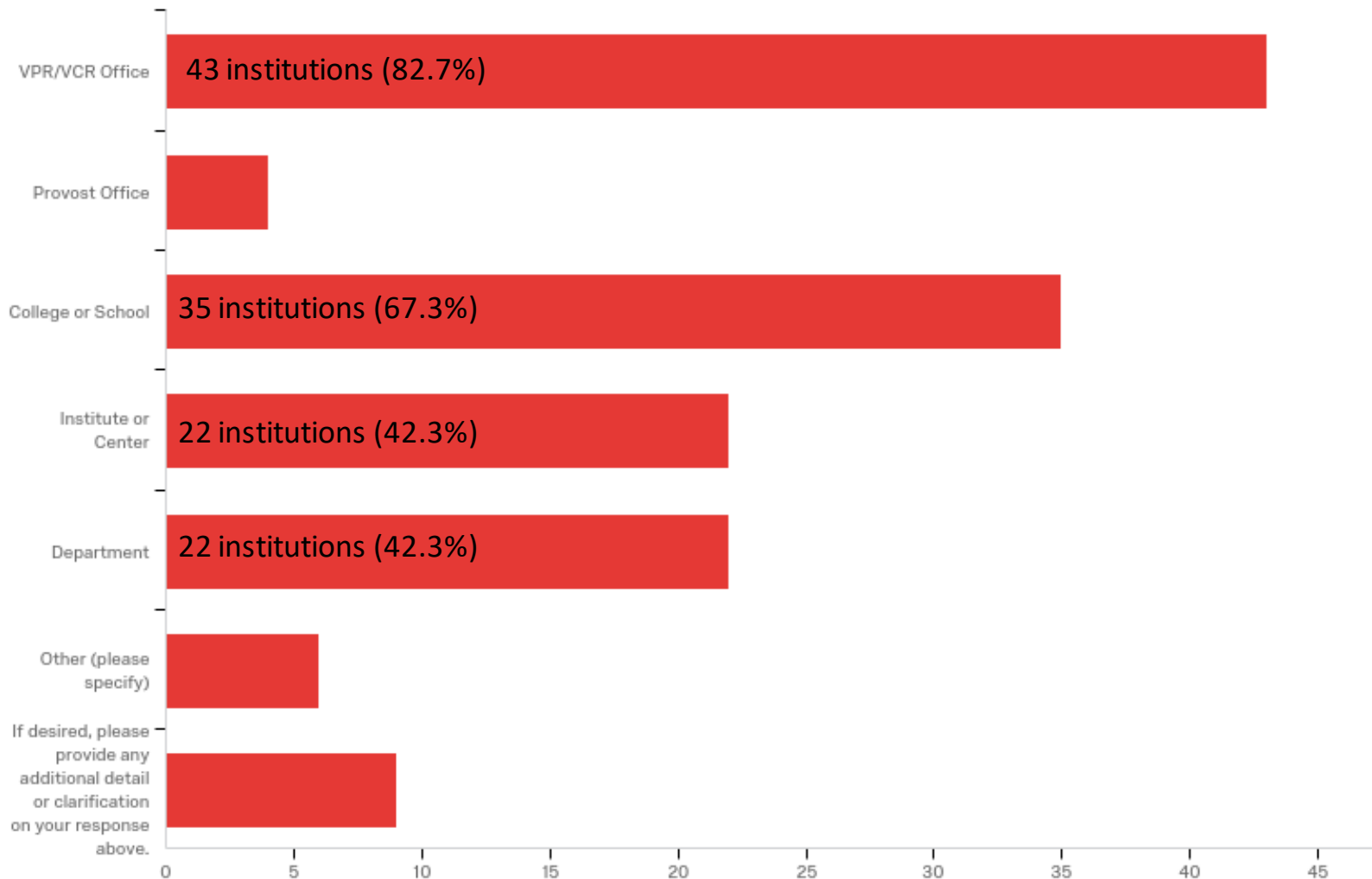
Shared/Core Facility Definition

Q14. For the purposes of this survey, core facilities are defined as **“shared facilities and infrastructure (including equipment and personnel) that support research across multiple colleges/schools/units.”** Does your institution have facilities that you believe meet this (or related) definition?



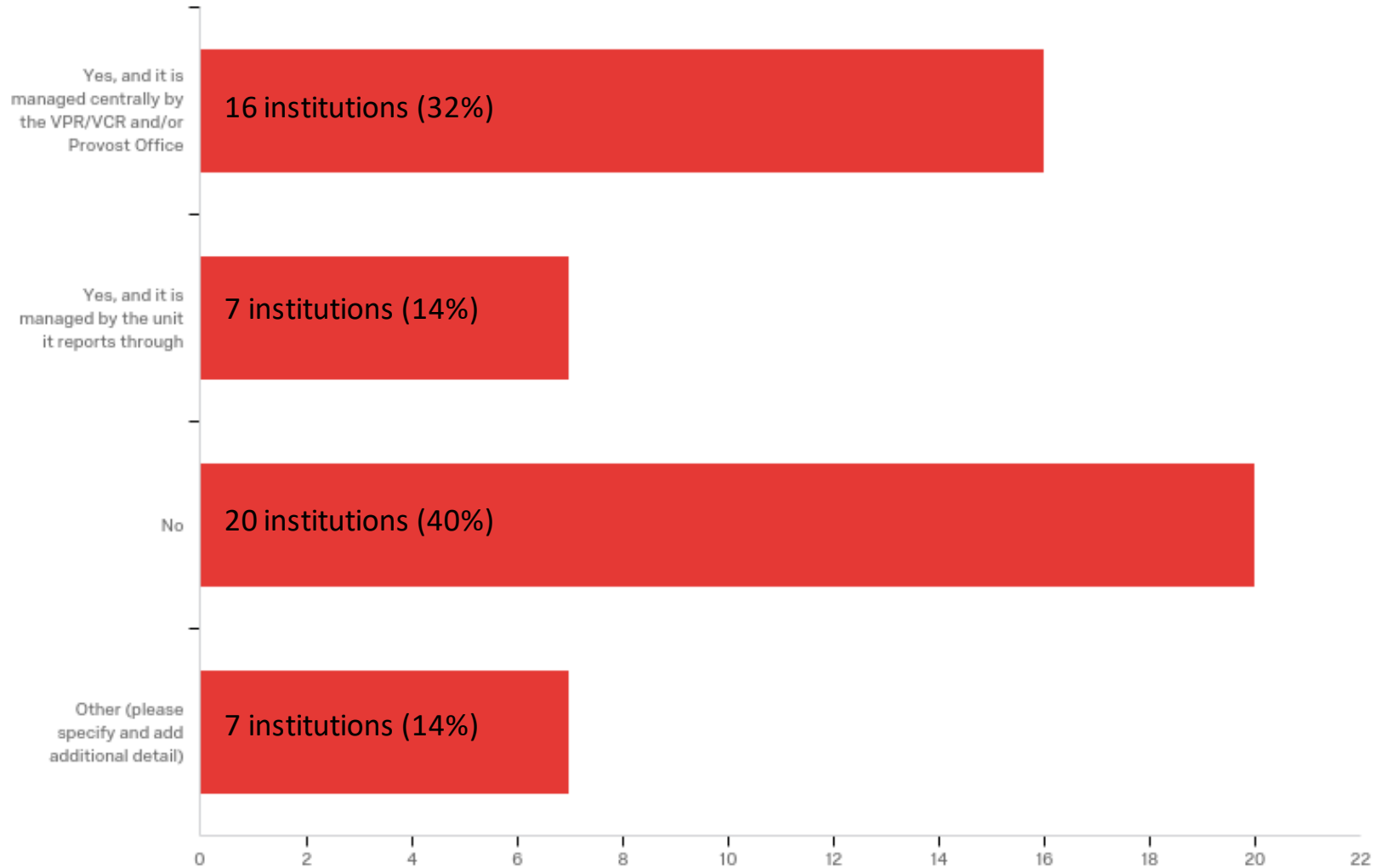
Reporting of Shared/Core Facilities

Q17. Core facilities report to whom at your institution (check all that apply)?



Application Process

Q18. Does your institution have a formal application process to become a designated core facility?



Q 18. Does your institution have a formal application process to become a designated core facility?

Other (please specify and add additional detail)

Other (please specify and add additional detail) - Text

Centers go through a formal approval process; not all core facilities are designated as centers

Approval centrally as a service center

Approval centrally as a service center

formal process under development

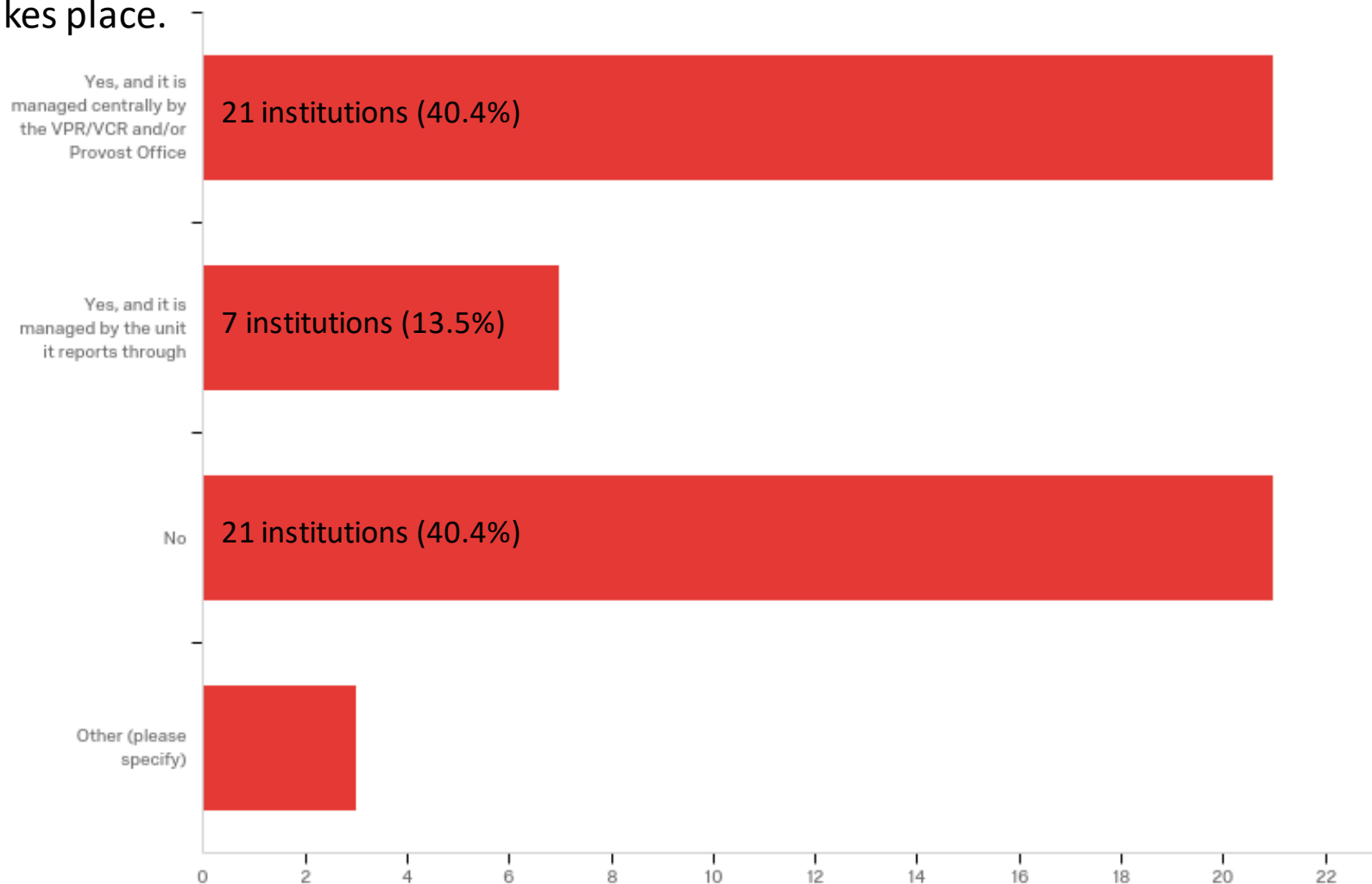
Yes, it is managed centrally by the VPR/VCR and/or Provost Office and it is managed by the unit it reports through.

YES: Office of Grant and Contract Accounting

Somewhat, the decision is at the discretion of the VPR Office

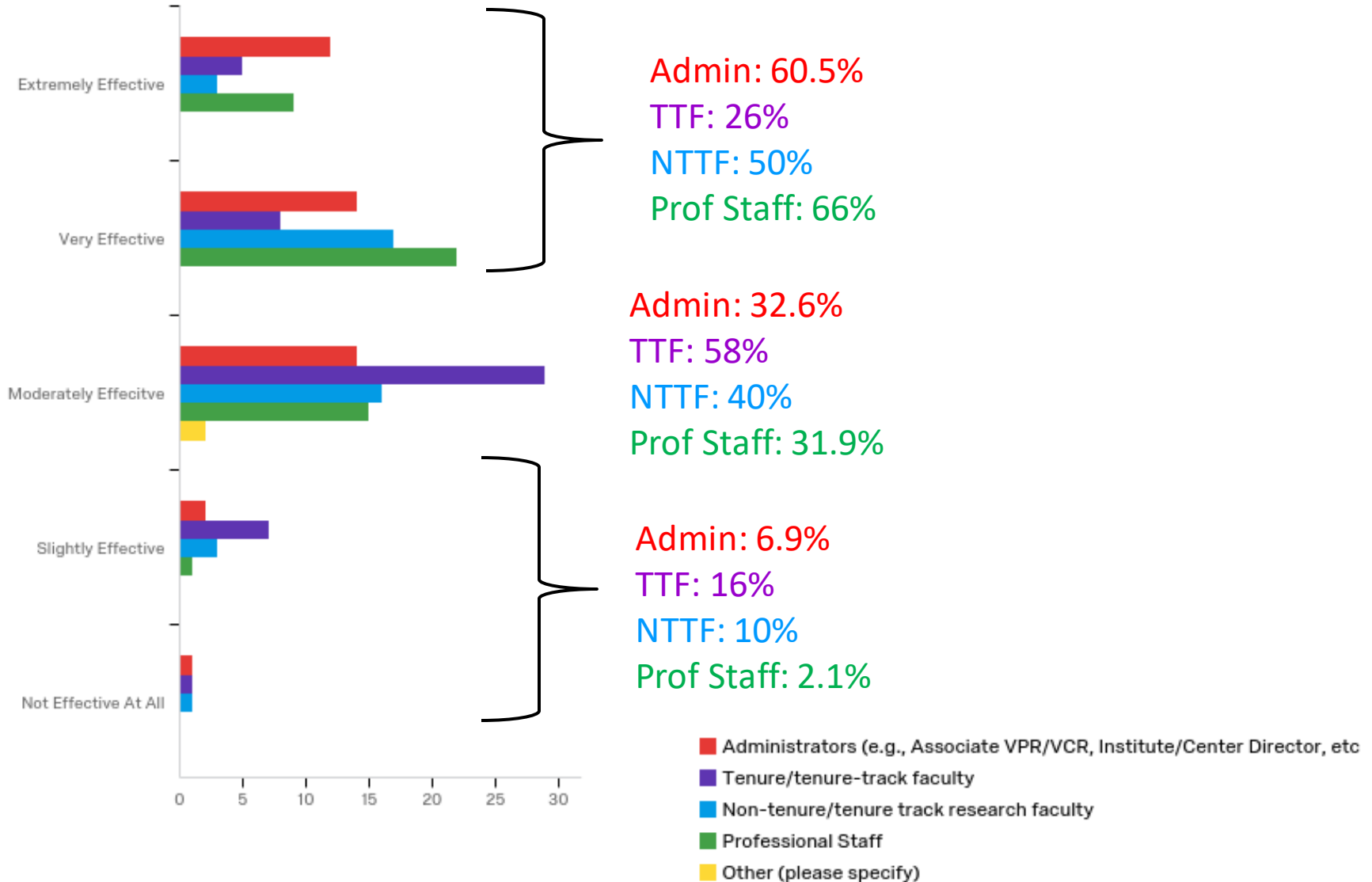
Evaluation/Renewal Process

Q19. Does your institution have a formal evaluation and/or renewal process for designated core facilities? If yes, please indicate in open response box how often this takes place.



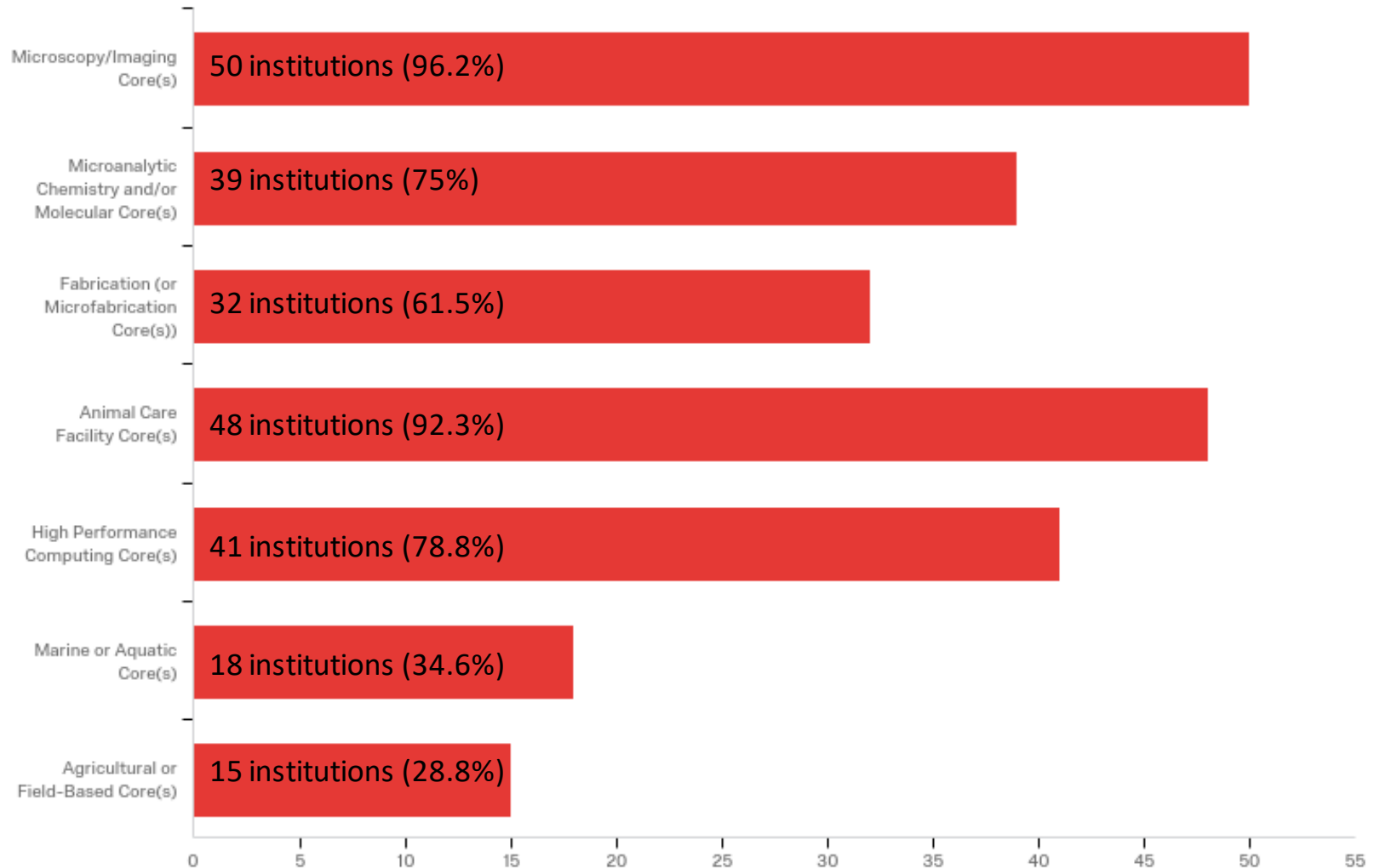
Perceived Effectiveness of Director

Q21. In your opinion, rate the overall general effectiveness of each type of core facilities director/supervisor:



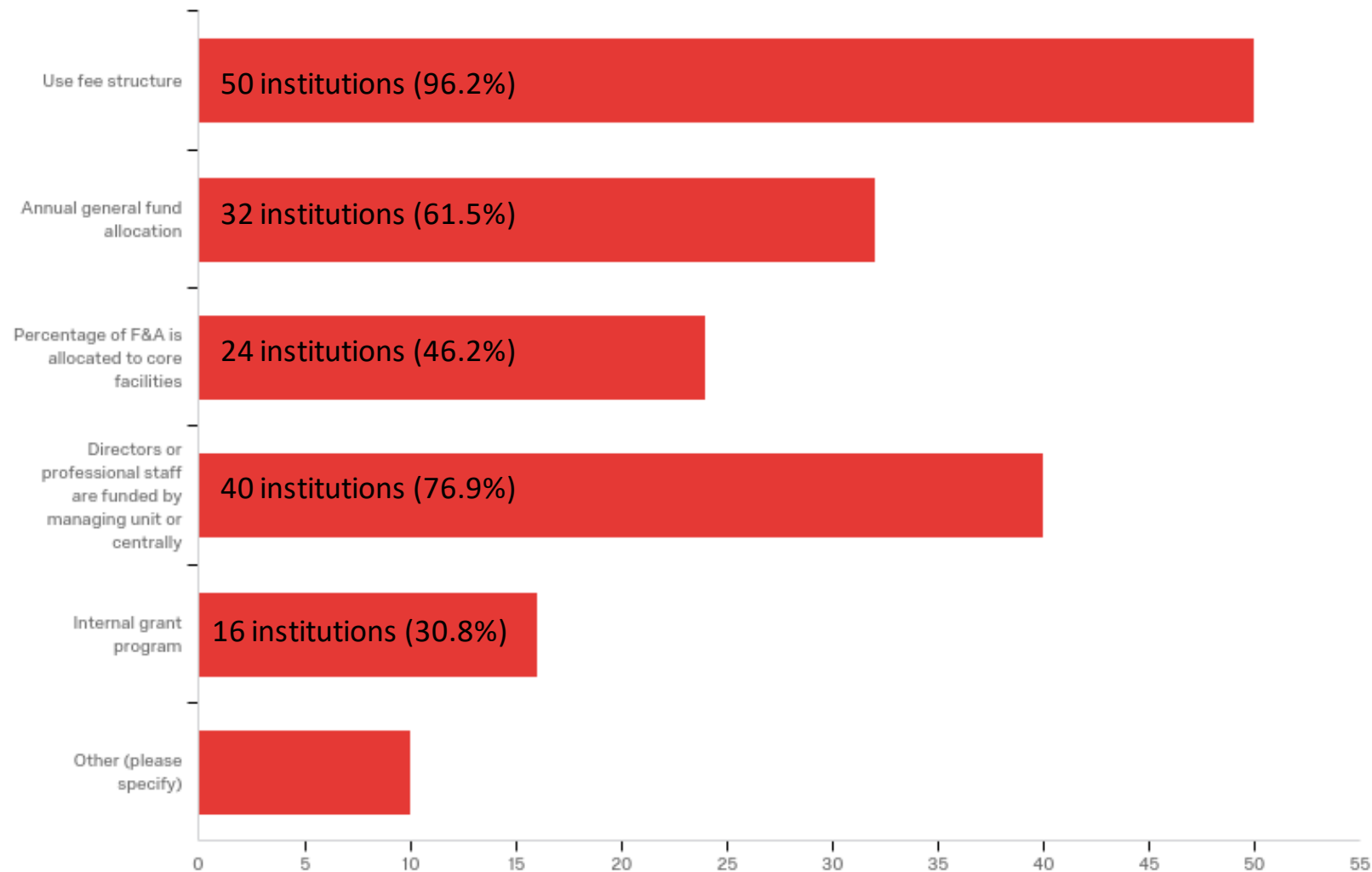
Prevalence of “common” cores

Q23. Which of the following ‘common’ core facilities do you have at your institution (or something closely related)? (check all that apply)



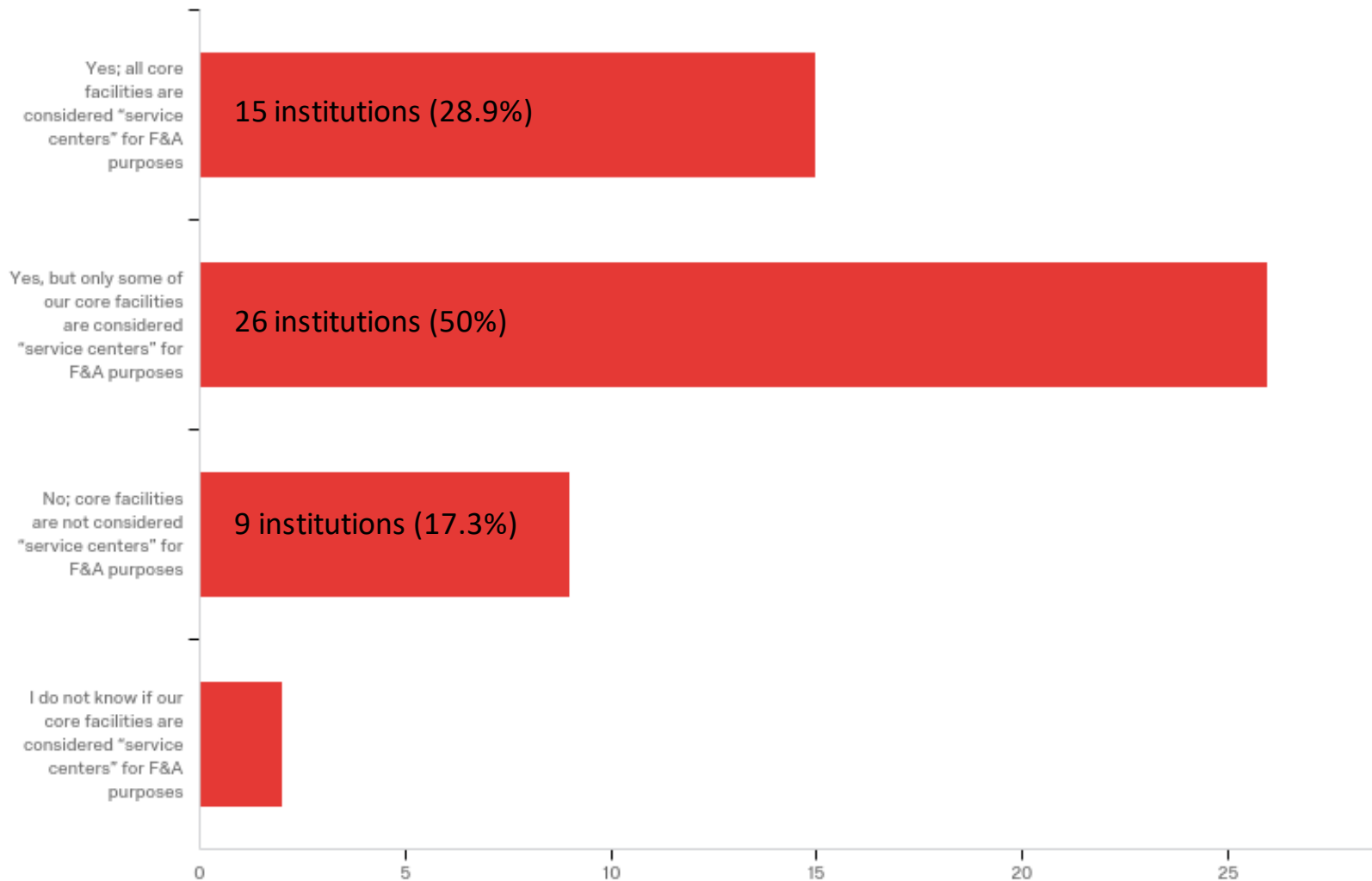
Funding Shared/Core Facilities

Q25. How are your core facilities funded? (check all that apply)



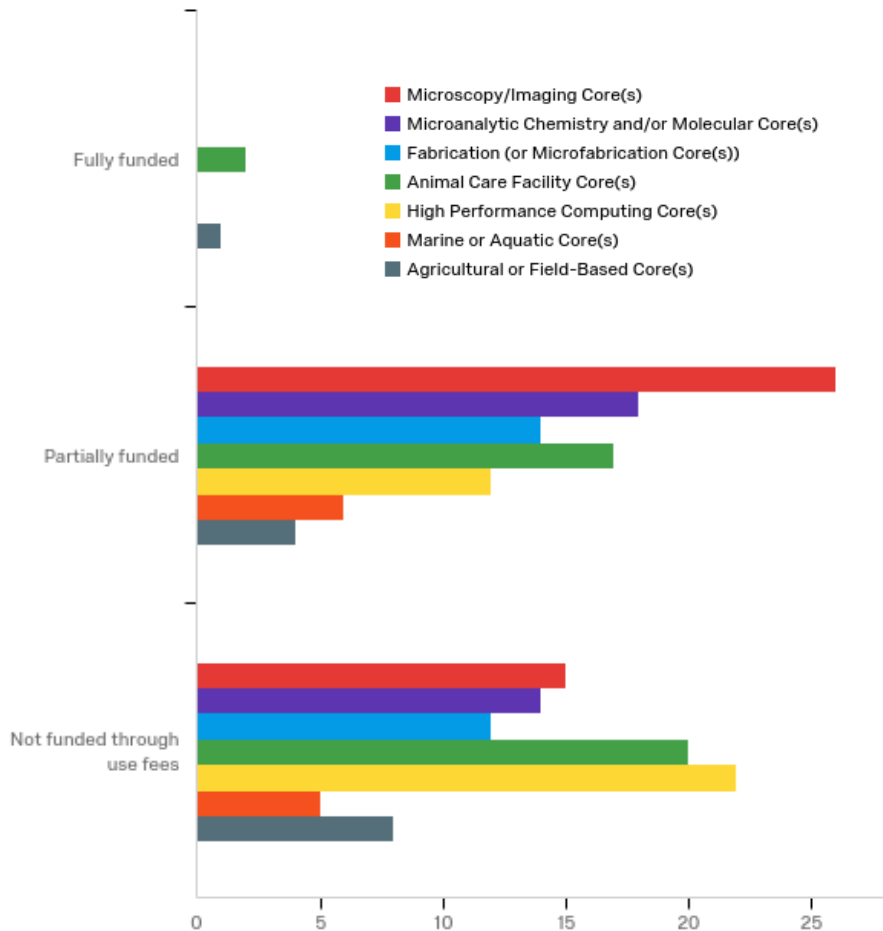
Service Centers

Q26. Are your core facilities considered “service centers”, thus calculated into the institutional F&A rates?

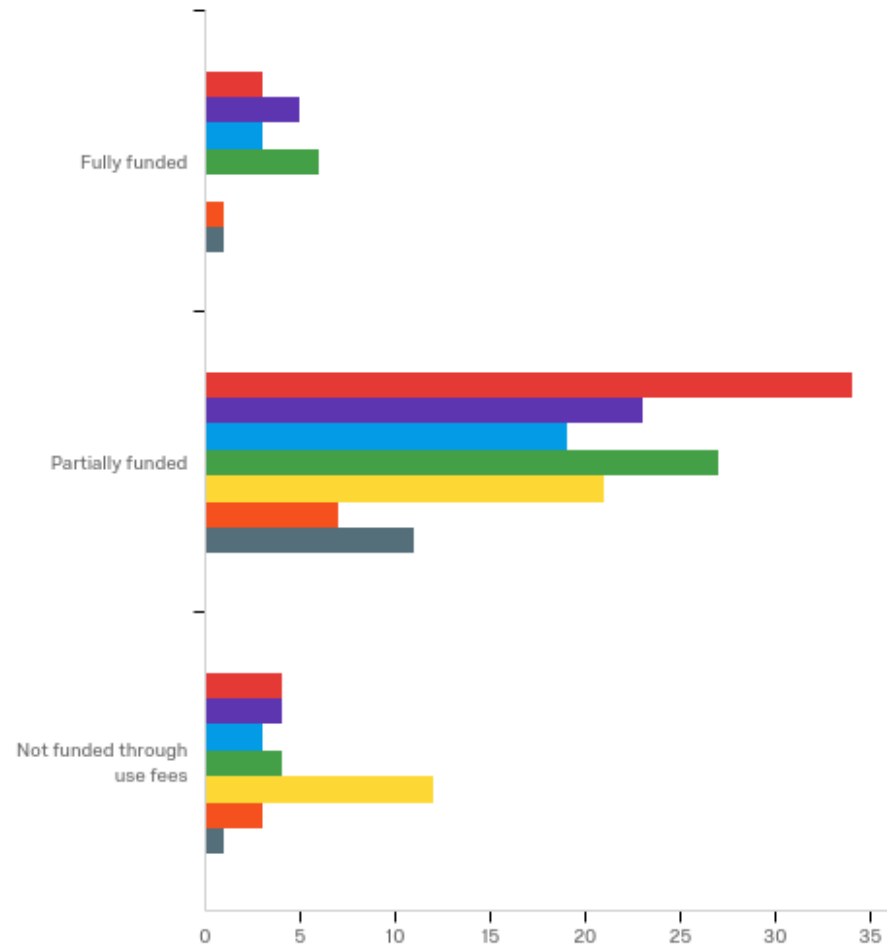


Utilization of use fees for personnel costs

Q29a. Are directors fully or partially funded from use fees?

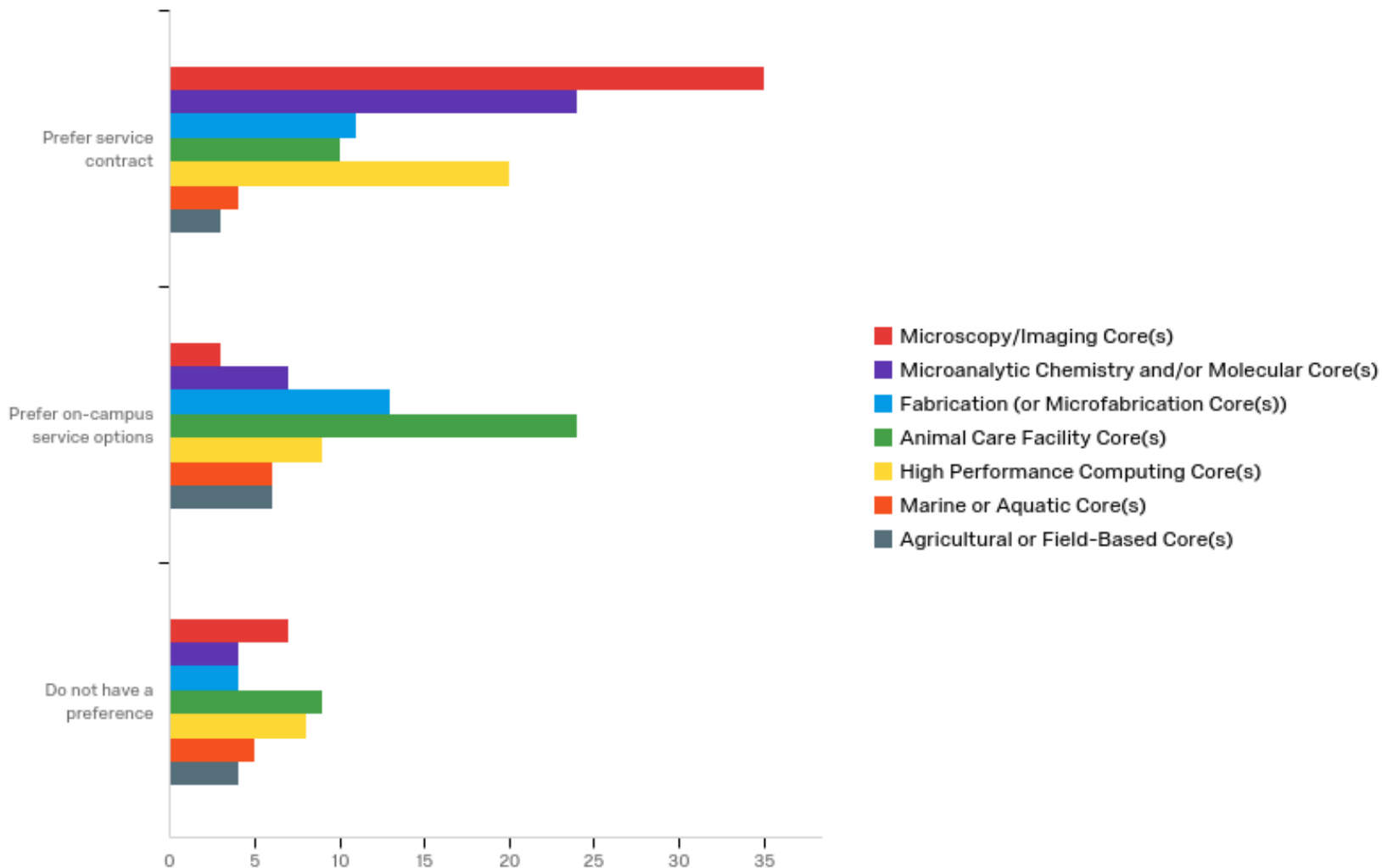


Q29b. Are staff fully or partially funded from use fees?



Service Contracts vs. Other Options

Q 31. For each category of common core facilities, please indicate your preference for service contracts vs. on-campus service options for maintenance and service of core facilities?

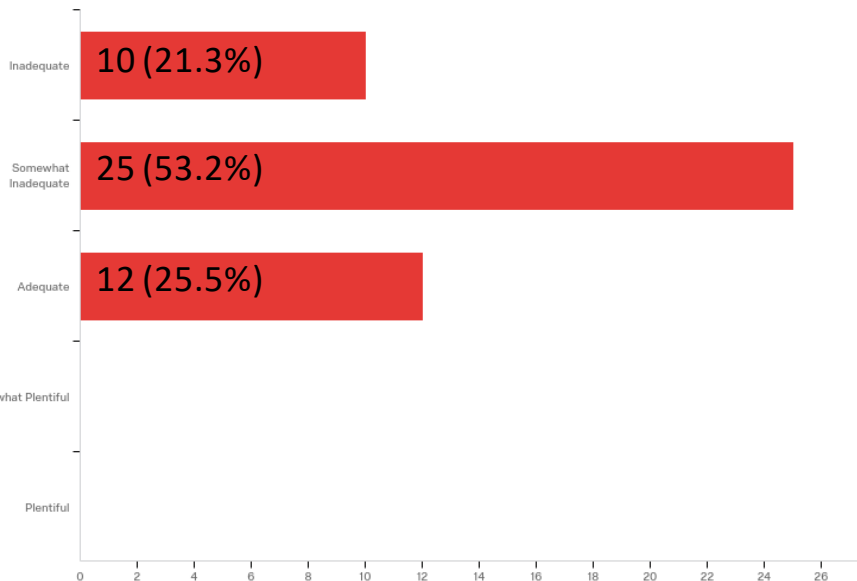


VPR/VCR vs. Director Perceptions on Resources

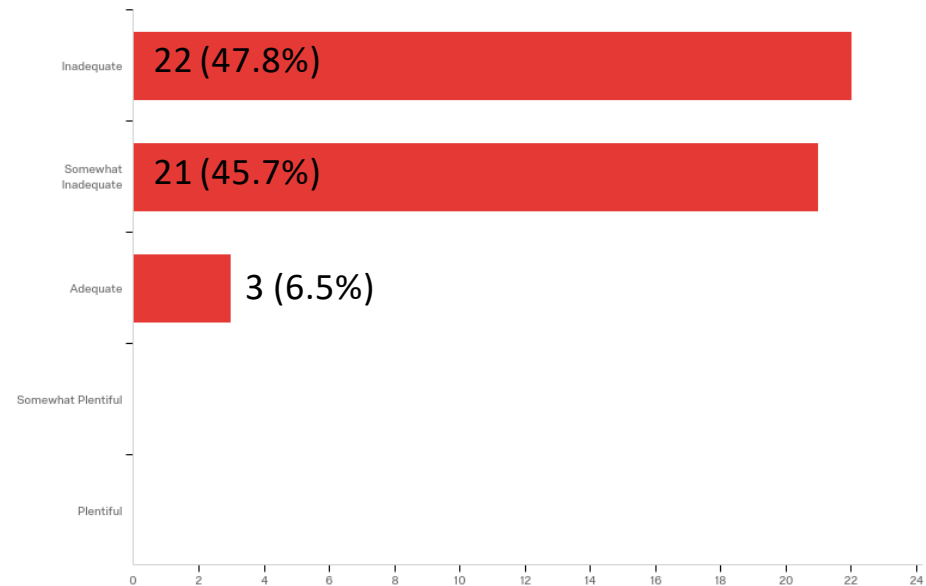
Q32. To what extent do you feel your core facilities are provided with adequate resources for their given mission and responsibilities?

Q 33. If we were to ask the previous question to each of your core facility directors/supervisors (i.e., to what extent do you feel your core facility is provided with adequate resources for your given mission and responsibilities?), what do you believe would be the typical answer?

Q 32

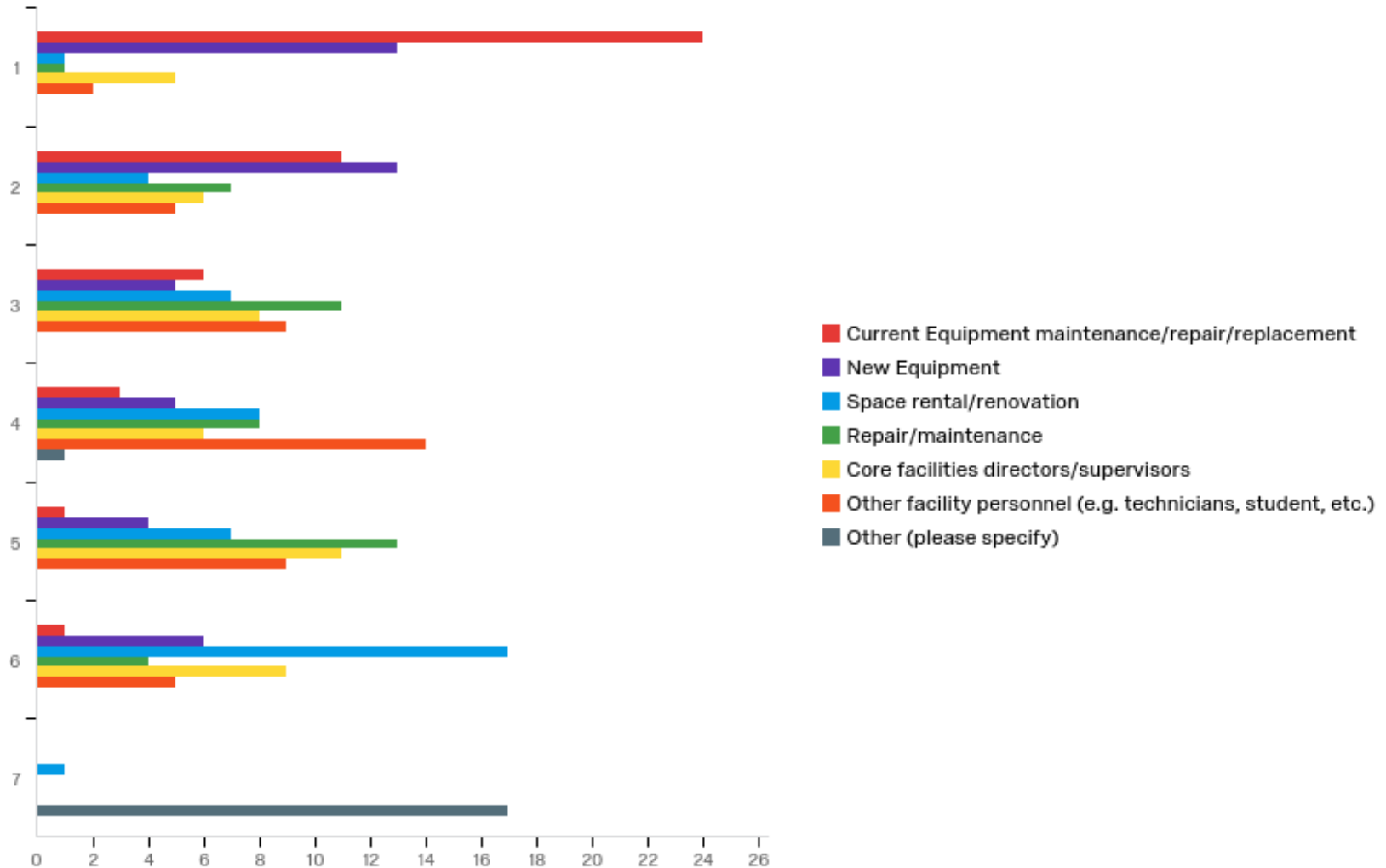


Q 33



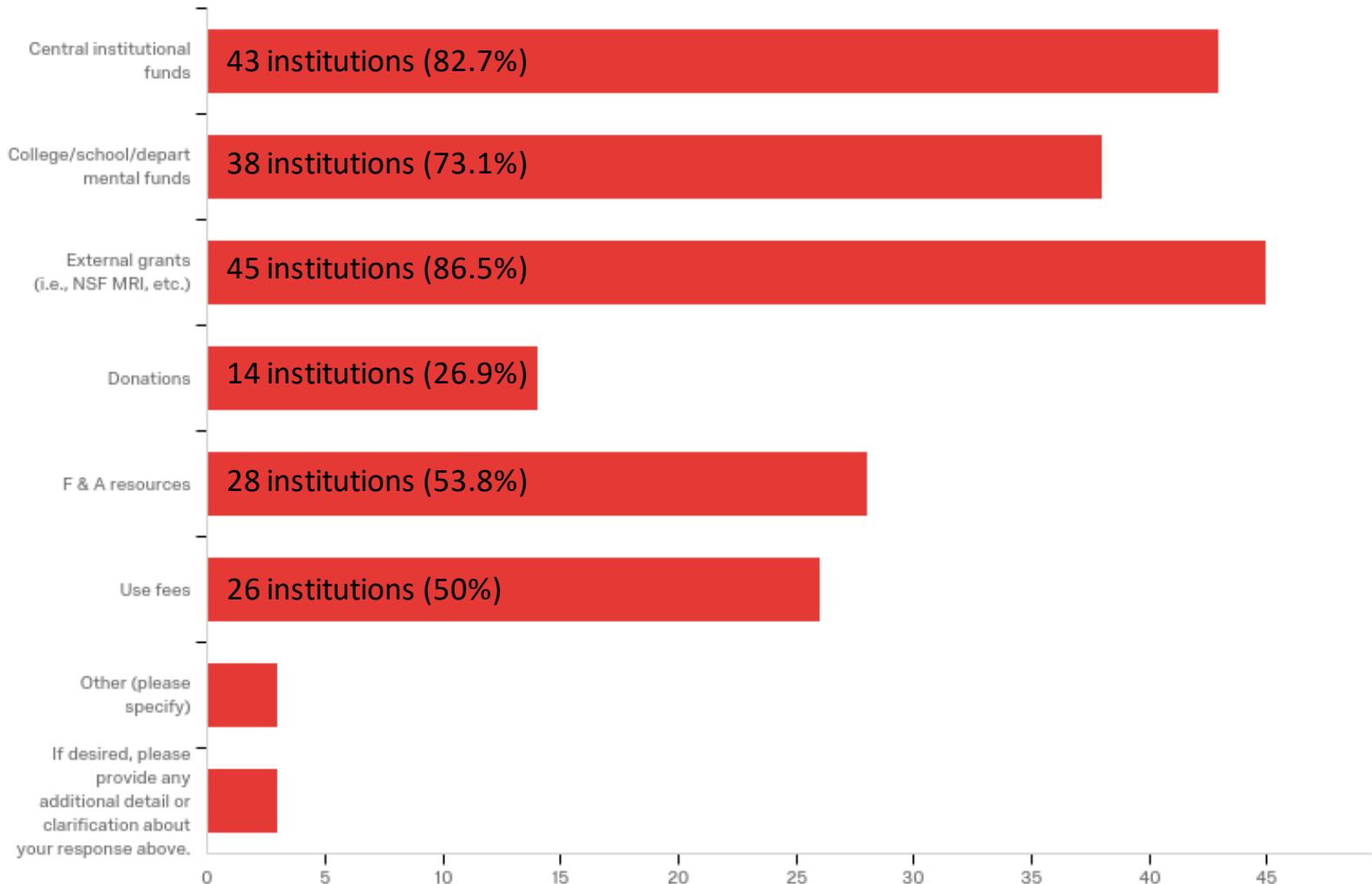
Preferred Investments by VPR/VCR

Q 34. If you have designated resources to put toward core facilities (or were successful at receiving new resources if no current resources exist), rank order your preference of funding the following: (1-most important, 2-next important, etc.)



Purchasing New Equipment

Q 36. Who pays for new equipment for core facilities? (check all that apply)



Additional Resources

<https://www.agilent.com/en/products/crosslab-enterprise-services/ilab-operations-software/benchmarking-study>

- *A survey run annually by iLab Solutions, a core facility management software company, now owned by Agilent. The surveys were primarily completed by core facility managers and directors, and are focused on management issues.*

<http://faseb.org/Science-Policy--Advocacy-and-Communications/Science-Policy-and-Research-Issues/Shared-Research-Resources/Maximizing-Shared-Research-Resources-Report.aspx>

- *FASEB survey primarily designed for two groups – 1) Facility Directors and 2) Facility Users.*

<https://nexus.od.nih.gov/all/2015/09/10/core-facts-about-core-facilities/>

- *NIH communication from Dr. Sally Rockey. Within the blog is another link to a workshop report on “Enhancing the Efficiency of Research Core Facilities.”*

<http://conf.abrf.org/archives/abrf2015/Workshop-Enhancing-Efficiency.html>

- *Videos and other resources of the Workshop that was held at the Association of Biomolecular Research Facilities (ABRF) 2015 meeting that was held in conjunction with NIH.*

Acknowledgements



APLU CoR Research Leader Fellow Program

- CoR Executive Committee
- Alicia Knoedler, University of Oklahoma
- Robert Nobles, University of Tennessee

CoR Fellow Sub-Group for Shared/Core Survey

- Doug Delahanty, Kent State University
- Jane Strasser, University of Cincinnati
- Ralph Davis, University of Arkansas
- Gillian Wilson, University of California Riverside
- Don Engel, University of Maryland Baltimore County

Pre-Survey Administration Reviewers

- Mark McLellan, Portland State University
- Mridul Gautam, University of Reno-Nevada
- Janet Nelson, University of Idaho

David Reed, Michigan Technological University

Janet Nelson, University of Idaho

Sarah Rovito, APLU Council on Research